

### По вопросам продаж и поддержки обращайтесь:

Алматы (7273)495-231  
Ангарск (3955)60-70-56  
Архангельск (8182)63-90-72  
Астрахань (8512)99-46-04  
Барнаул (3852)73-04-60  
Белгород (4722)40-23-64  
Благовещенск (4162)22-76-07  
Брянск (4832)59-03-52  
Владивосток (423)249-28-31  
Владикавказ (8672)28-90-48  
Владимир (4922) 49-43-18  
Волгоград (844)278-03-48  
Вологда (8172)26-41-59  
Воронеж (473)204-51-73  
Екатеринбург (343)384-55-89  
Ижевск (3412)26-03-58  
Иваново (4932)77-34-06  
Иркутск (395)279-98-46  
Казань (843)206-01-48

Калининград (4012)72-03-81  
Калуга (4842)92-23-67  
Кемерово (3842)65-04-62  
Киров (8332)68-02-04  
Коломна (4966)23-41-49  
Кострома (4942)77-07-48  
Краснодар (861)203-40-90  
Красноярск (391)204-63-61  
Курск (4712)77-13-04  
Курган (3522)50-90-47  
Липецк (4742)52-20-81  
Магнитогорск (3519)55-03-13  
Москва (495)268-04-70  
Мурманск (8152)59-64-93  
Набережные Челны (8552)20-53-41  
Нижегород (831)429-08-12  
Новокузнецк (3843)20-46-81  
Ноябрьск (3496)41-32-12  
Новосибирск (383)227-86-73

Омск (3812)21-46-40  
Орел (4862)44-53-42  
Оренбург (3532)37-68-04  
Пенза (8412)22-31-16  
Петрозаводск (8142)55-98-37  
Псков (8112)59-10-37  
Пермь (342)205-81-47  
Ростов-на-Дону (863)308-18-15  
Рязань (4912)46-61-64  
Самара (846)206-03-16  
Саранск (8342)22-96-24  
Санкт-Петербург (812)309-46-40  
Саратов (845)249-38-78  
Севастополь (8692)22-31-93  
Симферополь (3652)67-13-56  
Смоленск (4812)29-41-54  
Сочи (862)225-72-31  
Ставрополь (8652)20-65-13  
Сыктывкар (8212)25-95-17

Сургут (3462)77-98-35  
Тамбов (4752)50-40-97  
Тверь (4822)63-31-35  
Тольяти (8482)63-91-07  
Томск (3822)98-41-53  
Тула (4872)33-79-87  
Тюмень (3452)66-21-18  
Улан-Удэ (3012)59-97-51  
Ульяновск (8422)24-23-59  
Уфа (347)229-48-12  
Хабаровск (4212)92-98-04  
Чебоксары (8352)28-53-07  
Челябинск (351)202-03-61  
Череповец (8202)49-02-64  
Чита (3022)38-34-83  
Якутск (4112)23-90-97  
Ярославль (4852)69-52-93


Киргизия (996)312-96-26-47

Россия (495)268-04-70

Казахстан (772)734-952-31

Эл. почта: [moe@nt-rt.ru](mailto:moe@nt-rt.ru) || Сайт: <https://merlo.nt-rt.ru>

# КАТАЛОГ СПЕЦБОРУДОВАНИЯ MERLO



**MERLO**

**TRE EMME**  
MERLO GROUP

STABILIZED TELEHANDLERS	P30.10	P35.11	TF35.11TT-145	P40.12	P40.12PLUS	P40.13	P40.13PLUS	P40.13CSTOP	P40.14	P40.14PLUS	P40.14CSTOP	P40.17	P40.17PLUS	P40.17CSTOP	P50.18PLUS	P50.18CSTOP
Max. capacity (kg)	3000	3500	3500	4000	4000	4000	4000	4000	4000	4000	4000	4000	4000	4000	5000	5000
Lifting height (m)	9,8	11	11	11,5	11,5	12,5	12,5	12,5	13,5	13,5	13,5	16,6	16,6	16,6	17,5	17,5
Operating weight (kg)	7600	9000	9100	9200	9200	9300	9300	9650	9950	9950	10300	11670	11670	12020	13300	13650
Standard tires	400/70-20	400/70-24	400/70-24	400/70-20	400/70-20	400/70-20	400/70-20	400/70-20	400/70-20	400/70-20	400/70-20	400/70-24	400/70-24	400/70-24	400/80-24	400/80-24
Width (mm)	2100	2310	2310	2240	2240	2240	2240	2240	2240	2240	2240	2420	2420	2420	2480	2480
Height (mm)	2120 (2020 L)	2530	2530	2425	2425	2425	2425	2425	2425	2425	2425	2500	2500	2500	2535	2535
Length (mm)	4700	5150	5150	5010	5010	5410	5410	5410	5750	5750	5750	5970	5970	5970	6190	6190
Boom side shift (mm)	-	+/- 310	+/- 310	+/- 330	+/- 330	+/- 340	+/- 340	+/- 340	+/- 345	+/- 345	+/- 345	+/- 435	+/- 435	+/- 435	+/- 445	+/- 445
Frame levelling (%)	-	+/- 8	+/- 8	+/- 8	+/- 8	+/- 8	+/- 8	+/- 8	+/- 8	+/- 8	+/- 8	+/- 8	+/- 8	+/- 8	+/- 8	+/- 8
Engine	Kohler Z504 TCR	Kohler Z504 TCR	Deutz TCD3.6	Kohler KDI2504	Perkins 904J	Kohler KDI2504	Perkins 904J	Perkins 904J	Kohler KDI2504	Perkins 904J	Perkins 904J	Kohler KDI2504	Perkins 904J	Perkins 904J	Perkins 904J	Perkins 904J
Stage V	DOC+DPF	DOC+DPF	SCR + DPF + DOC	DOC+DPF	SCR+DPF+DOC	DOC + DPF	SCR+DPF+DOC	SCR+DPF+DOC	DOC+DPF	SCR+DPF+DOC	SCR+DPF+DOC	DOC+DPF	SCR+DPF+DOC	SCR+DPF+DOC	SCR+DPF+DOC	SCR+DPF+DOC
Displacement/Cylinders	2500/4	2500/4	3600/4	2500/4	3600/4	2500/4	3600/4	3600/4	2500/4	3600/4	3600/4	2500/4	3600/4	3600/4	3600/4	3600/4
Engine power (kW/HP)	55,4/75,1	55,4/75,1	105/143	55,4/75,1	85,9/115	55,4/75,1	85,9/115	85,9/115	55,4/75,1	85,9/115	85,9/115	55,4/75,1	85,9/115	85,9/115	85,9/115	85,9/115
EPD	●	●	●	●	●	●	●	●	●	●	●	●	●	●	●	●
Number of speed	2	2	2	2	2	2	2	TOP- 2V	2	2	TOP- 2V	2	2	TOP- 2V	2	TOP- 2V
Max. speed (km/h)	40	33	40	33	40	33	40	40	33	40	40	33	40	40	40	40
Hydraulic pump	LS+FS	LS + FS	LS + FS	LS	LS	LS	LS	LS	LS	LS + FS	LS	LS	LS	LS + FS	LS	LS + FS
Flow/pressure (l/min - bar)	117-210	117 - 250	150-250	104 - 250	104 - 250	104 - 250	104 - 250	145 - 250	104 - 250	104 - 250	145 - 250	104 - 250	104 - 250	145 - 250	104 - 250	145 - 250
ASCS	Light	Light	Light	Light	Full	Light	Full	Full	Light	Full	Full	Light	Full	Full	Full	Full
ROPS - FOPS level II	●	●	●	●	●	●	●	●	●	●	●	●	●	●	●	●
Cab suspension	-	-	-	-	-	-	-	●	-	-	●	-	-	●	-	●

HIGH CAPACITY TELEHANDLERS	P72.10PLUS	P50.18HM	P65.14HM	P120.10HM	TF45.11T-170-HF	TF45.11TCS-170-HF	TF45.11TCS-170 CVTRONIC-HF	TF50.8T-170-HF	TF50.8TCS-170-HF	TF50.8TCS-170 CVTRONIC-HF	TF65.9T-170-HF	TF65.9TCS-170-HF	TF65.9TCS-170 CVTRONIC-HF
Max. capacity (kg)	7200	5000	6500	12000	4500	4500	4500	5000	5000	5000	6500	6500	6500
Lifting height (m)	9,55	17,9	13,9	9,8	10,6	10,6	10,6	7,8	7,8	7,8	8,8	8,8	8,8
Operating weight (kg)	11300	15700	15250	16200	9850	10000	10050	9500	9700	9750	11000	11200	11250
Standard tires	400/70-24	17.5-25	17.5-25	17.5-25	500/70-24	500/70-24	500/70-24	500/70-24	500/70-24	500/70R24	500/70R24	500/70R24	500/70R24
Width (mm)	2240	2520	2520	2520	2400	2400	2400	2400	2400	2400	2400	2400	2400
Height (mm)	2500	2850	2850	2850	2530	2590	2590	2530	2590	2590	2510	2510	2510
Length (mm)	5480	6180	5910	5770	5040	5040	5040	4870	4870	4870	5260	5260	5260
Boom side shift (mm)	+/- 250	+/- 440	+/- 375	+/- 185	-	-	-	-	-	-	-	-	-
Frame levelling (%)	+/- 8	+/- 8	+/- 8	+/- 8	+/- 8	+/- 8	+/- 8	+/- 8	+/- 8	+/- 8	+/- 8	+/- 8	+/- 8
Engine	Perkins 904J	FPT NEF45	FPT NEF45	FPT NEF45	FPT NEF45	FPT NEF45	FPT NEF45	FPT NEF45	FPT NEF45	FPT NEF45	FPT NEF45	FPT NEF45	FPT NEF45
Stage V	SCR+DPF+DOC	SCR+DPF+DOC	SCR+DPF+DOC	SCR+DPF+DOC	SCR+DPF+DOC	SCR+DPF+DOC	SCR+DPF+DOC	SCR+DPF+DOC	SCR+DPF+DOC	SCR+DPF+DOC	SCR+DPF+DOC	SCR+DPF+DOC	SCR+DPF+DOC
Displacement/Cylinders	3600/4	4500/4	4500/4	4500/4	4500/4	4500/4	4500/4	4500/4	4500/4	4500/4	4500/4	4500/4	4500/4
Engine power (kW/HP)	85,9/115	125/170	125/170	125/170	125/170	125/170	125/170	125/170	125/170	125/170	125/170	125/170	125/170
EPD	●	●	●	●	●	●	●	●	●	●	●	●	●
Number of speed	2	CVTronic	CVTronic	CVTronic	2	2	CVTronic	2	2	CVTronic	2	2	CVTronic
Max. speed (km/h)	40	40	40	40	40	40	40	40	40	40	40	40	40
Hydraulic pump	LS	LS + FS	LS + FS	LS + FS	HF	HF	HF	HF	HF	HF	HF	HF	HF
Flow / pressure (l/min - bar)	104 - 250	158 - 210	158 - 210	158 - 210	160 - 250	160 - 250	160 - 250	160 - 250	160 - 250	160 - 250	160 - 250	160 - 250	160 - 250
ASCS	Full	Full	Full	Full	Full	Full	Full	Full	Full	Full	Full	Full	Full
ROPS - FOPS level II	●	●	●	●	●	●	●	●	●	●	●	●	●
Cab suspension	-	-	-	-	-	-	●	-	-	●	-	-	●

TOOL-HANDLER TRACTORS	MM135MC	MM135MCCS	MM160MCCS	MM250X	MM350X
Engine	Deutz Stage IV, SCR+DPF	Deutz Stage IV, SCR+DPF	Deutz Stage IV, SCR+DPF	Deutz Stage V	Deutz Stage V
Displacement/Cylinders	3600 / 4	3600 / 4	4100 / 4	6100 / 6	7500 / 6
Engine power (kW/HP)	100 - 136	100 - 136	115 - 156	180-241	180-250
Hydrostatic transmission	●	●	●	●	●
Number of speed	2	2	2	2 + 1	2 + 1
Max. speed (km/h)	40	40	40	40	40
Epicyclic reducers	●	●	●	●	●
4WD and 4 steering wheel	●	●	●	●	●
Cab suspension	-	●	●	-	-
Fuel tank (l)	130	130	130	260	350
Standard tires	500/70-R24	500/70-R24	500/70-R24	600/55-26.5	600/55-26.5
Operating weight (kg)	7800	7900	8400	8000	9500
Height (mm)	3070	3070	3070	3060	3070
Width (mm)	2470	2470	2470	2470	2470
Length (mm)	5518	5518	5518	5330	5690
3-point linkage capacity (kg)	2500	2500	2500	4500	4500
Mechanical PTO	○	○	○	-	-
Hydraulic power take off	●	●	●	●	●
Flow / pressure (l/min - bar)	150/350	150/350	150/350	285/420	500/420


CONCRETE MIXERS	DBM2500	DBM3500
Drum volume (l)	3500	5000
Concrete yield capacity (l)	2500	3500
Operating weight (kg)	7050	7400
Standard tires	405/70-20	500/45-20
Width (mm)	2300	2355
Height (mm)	2900	3100
Length (mm)	6220	6480
Max. unloading height (mm)	1760	2060
Water tank (l)	930	930
Bucket capacity (l)	700	700
Engine	Deutz TCD3.6	Deutz TCD3.6
Stage V	DOC+SCR+DPF	DOC+SCR+DPF
Displacement/Cylinders	3600/4	3600/4
Engine power (kW/HP)	74,4/100	74,4/100
EPD	●	●
Max. speed (km/h)	40	40
Drum rotation speed	0 ÷ 26	0 ÷ 18
ROPS	●	●
4WD and 4 steering wheel	●	●
Extension chute	2	2


TRACKED CARRIERS	CINGOM500	CINGOM700TD	CINGOM8.3TDEVO	CINGOM8.3EVO	CINGOM12.3EVO
Max. capacity (kg)	500	700	800	800	1200
Engine (HP)	Honda - 5,5 Stage V	Honda - 12 Stage II	Kubota - 17 Stage V	Kubota - 17 Stage V	Kubota - 21 Stage V
Fuel	Petrol	Petrol	Diesel	Diesel	Diesel
Electric starter	-	●	●	●	●
Max. speed (km/h)	3,5	2,5 - 4	4	4	5
Operating weight (kg)	230	480	510	510	720
Width (mm)	690	750	800	800	1000
Length (mm)	1471	1500	1750	1640	1830
Rubber track dimensions	160 x 72 x 33	180 x 72 x 36	180 x 72 x 36	180 x 72 x 36	230 x 72 x 40
Transmission control	Hydraulic	Hydraulic	Hydrostatic	Hydrostatic	Hydrostatic
Transmission pump (cc)	3,2 + 3,2	4,27 + 4,27	3 + 3	9 + 3	13 + 13
Gearmotors	-	●	●	●	●
Operator platform	-	●	●	●	●
Hydraulic pump (cc)	-	6	8 + 2,5	8 + 2,5	8 + 2,5
Flow / pressure (l/min - bar)	-	17/180	22+7/180	22+7/180	22+7/180
Oil radiator	-	●	●	●	●
Hydraulic outlet (in + out)	2	4	6 + 2	6 + 2	6 + 2
Multifunction with quick coupling	-	-	-	●	●


ROTATING TELEHANDLERS	ROTO40.16	ROTO40.16 S	ROTO40.18	ROTO40.18S	ROTO50.21	ROTO50.21S	ROTO50.21SPLUS	ROTO50.26	ROTO50.26S	ROTO50.26SPLUS	ROTO50.30S	ROTO50.30SPLUS	ROTO70.24S	ROTO70.24SPLUS	ROTO 50.35SPLUS CVTRONIC	ROTO 70.28SPLUS CVTRONIC
Max. capacity (kg)	4000	4000	4000	4000	4950	4950	4950	4950	4950	4950	4950	4950	7000	7000	4950	7000
Lifting height (m)	15,8	15,8	17,7	17,7	21	21	21	25,9	25,9	25,9	29,2	29,2	24,2	24,2	34	28
Operating weight (kg)	12900	13000	13500	13600	15800	15800	16500	16600	16600	17300	19800	20500	19500	20200	23350	22750
Standard tires	400/70-20	400/70-20	400/70-20	400/70-20	18-22.5	18-22.5	18-22.5	18-22.5	18-22.5	18-22.5	445/65 R22,5	445/65 R22,5	445/65 R22.5	445/65 R22.5	445/80 R 25	445/80 R 25
Width (mm)	2100	2310	2240	2240	2430	2430	2430	2430	2430	2430	2490	2490	2490	2490	2540	2540
Height (mm)	2980	2980	2980	2980	3120	3120	3120	3120	3120	3120	3160	3160	3160	3160	3325	3


ENGLISH	ITALIANO	FRANÇAIS	DEUTSCH	ESPAÑOL	POLSKI	РУССКИЙ	NEDERLANDS	PORTUGUÊS
3-point linkage	Attacco a tre punti	Relevage arrière 3 points	Dreipunktaufnahme	Enganche de 3 puntos	Zaczer 3-punktowy TUZ	3-точечная навеска	Aankoppeling op 3 punten	Engate de três pontos
Electrical	Elettrico	Électrique	Elektrisch	Eléctrico	Elektryczny	Электрический	Elektrisch	Elétrico
4WD and 4 steering wheel	4WD e 4 ruote sterzanti	4WD e 4 roues directrices	4WD und 4 Lenkräder	4WD y 4 ruedas directrices	4WD y 4 kola kierunkowe	Полный привод и 4 рулевых колеса	Viervielandrijving in 4 stuurwielen	4WD e 4 rodas estercantes
4WD, 3 traction modes	4WD, 3 modalità di trazione	4WD, Trois modes de traction	4WD, 3 Antriebsmodi	4WD, Tres modos de tracción	Na 2 kola, trzy tryby trakcji	4WD, 3 Три режима тяги	4WD, 3 tractiemodi	4WD, 3 modos de tracção
ASCS (Adaptive Stability Control System)	ASCS (Adaptive Stability Control System)	ASCS (Adaptive Stability Control System)	ASCS (Adaptive Stability Control System)	ASCS (Adaptive Stability Control System)	ASCS (Adaptive Stability Control System)	ASCS (Adaptive Stability Control System)	ASCS (Adaptive Stability Control System)	ASCS (Adaptive Stability Control System)
Autonomy (hours)	Autonomia (Ore)	Autonomie (heures)	Autonomie (Stunden)	Autonomía (horas)	Autonomia (okres H do kolejnego ładowania)	Автономность (часы)	Autonomie (uren)	Autonomia (horas)
Boom side shift (mm)	Traslazione laterale del braccio (mm)	Déport latéral de la flèche (mm)	Seitenvershub des Teleskoparms (mm)	Traslación lateral del brazo (mm)	Przesuw boczny wysięgnika (mm)	Боковое смещение стрелы (мм)	Zijdelingse beweging giek (mm)	Deslocamento lateral do braço (mm)
Bucket capacity (l)	Capacità della pala (l)	Capacité du godet (l)	Fassungsvormögen der Schaufel (l)	Capacidad de la cuchara (l)	Pojemność łyżki (l)	Вместимость ковша (л)	Capaciteit laadbak (l)	Capacidade do balde (l)
Cab suspension	Cabina sospesa	Cabine suspendue	Gefederte Kabine	Cabina suspendida	Podwieszana kabina	Подвешенная кабина	Geveerde cabine	Cabine suspensa
Concrete yield capacity (l)	Resa in calcestruzzo (l)	Rendement en béton (l)	Betonmenge (l)	Rendimiento hormigón (l)	Wydajność betonu (l)	Выработка цемента (л)	Rendement beton (l)	Capacidade de rendimento do concreto (l)
Displacement/Cylinders	Cilindrata / cilindri	Cylindrée / cylindres	Hubraum / Zylinder	Cilindrada / cilindros	Pojemność skokowa / Cylindry	Объем/кол-во цилиндров	Cilinderinhoud / cilindres	Cilindrada / cilindros
Drum rotation speed	Velocità rotazione tamburo	Vitesse de rotation du tambour	Trommelrehzahl	Velocidad de rotación tambor	Prędkość rotacji bębna	Скорость вращения барабана	Velocidade de rotação do tambor	Velocidade de rotação do tambor
Drum volume (l)	Volume botte (l)	Volume de la cuve (l)	Fassvolumen (l)	Volumen cisterna (l)	Objętość beczki (l)	Объем бочки (л)	Volume trommel (l)	Volume do tambor (l)
Engine power (kW/HP)	Potenza motore (kW/HP)	Puissance moteur (kW/HP)	Motorleistung (kW/PS)	Potencia del motor (kW/HP)	Moc silnika (kW/KM)	Мощность двигателя (кВт/л. с.)	Vermogen motor (kW/PK)	Potência do motor (kW/HP)
EPD (Eco Power Drive)	EPD (Eco Power Drive)	EPD (Eco Power Drive)	EPD (Eco Power Drive)	EPD (Eco Power Drive)	EPD (Eco Power Drive)	EPD (Eco Power Drive)	EPD (Eco Power Drive)	EPD (Eco Power Drive)
Epicyclic reducers	Riduttori epicicloidali	Réducteurs planétaires	Planetengetriebe	Reductores epicicloidales	Planetarne skrzynie biegów	Планетарные редукторы	Epicicloidale reductoren	Redutores epicicloidais
Extension chute	Prolunga canaletta di scarico	Extension goulotte de vidange	Verlängerung des Abflusskanals	Extensión conducto de descarga	Przedłużenie boczne kanału spustowego	Удлинитель разгрузочного желоба	Verlengstuk stortgoot	Extensão da calha de descarga
Flow / pressure (l/min - bar)	Portata/presione (l/min - bar)	Débit / pression (l/min - bar)	Durchfluss/Druck (l/min - bar)	Caudal/presión (l/min - bar)	Przepływ/cisnienie (l/min - bar)	Производительность/давление (л/мин - бар)	Debit/druk (l/min - bar)	Vazão/pressão (l/min - bar)
Frame levelling (%)	Livellamento del telaio (%)	Mise à niveau du châssis (%)	Niveausgleich des Fahrgestells (%)	Nivelación del chasis (%)	Wyrownywanie poziomu ramy (%)	Выравнивание рамы (%)	Nivellering chassis (%)	Nivelamento do chassi (%)
Front standard tyres	Pneumatici standard anteriori	Pneus standard avant	Standard-Hinterreifen	Neumáticos estándar delanteros	Oprony standardowe przednie	Стандартные передние шины	Standaard voorbanden	Pneus dianteiros de série
Fuel tank (l)	Serbatoio Gasolio (l)	Réservoir de gazole (l)	Dieseltank (l)	Depósito gasóleo (l)	Dieseltank (l)	Бак дизельного топлива (л)	Tanque de Diesel (l)	Tanque de Diesel (l)
Gears	Ingranaggi	Engrenages	Zahnräder	Engranajes	Przekładnie	Шестеренчатый	Tandwielen	Engrenagens
Height (mm)	Altezza (mm)	Hauteur (mm)	Höhe (mm)	Altura (mm)	Wysokość (mm)	Высота (мм)	Hoogte (mm)	Altura (mm)
Hydraulic pump	Pompa idraulica	Pompe hydraulique	Hydraulikpumpe	Bomba hidráulica	Pompa hydrauliczna	Гидравлический насос	Hydraulische pomp	Bomba hidráulica
Hydraulic outlet	Prese idrauliche	Prises hydrauliques	Hydraulische Anschlüsse	Tomas hidráulicas	Wyjścia hydrauliczne	Быстроразъемные соединения	Hydraulische aansluiting	Tomadas hidráulicas
Hydrostatic transmission	Trasmissione Idrostatica	Transmission hydrostatique	Hydrostatischer Fahrantrieb	Transmisión hidrostática	Przekładnia hydrostatyczna	Гидростатическая трансмиссия	Hydrostatische transmissie	Transmissão hidrostática
Lead-acid - 48 V	Piombo acido - 48 V	Au plomb acide - 48 V	Blei-Säure-Batterie, 48V	Baterías de plomo-ácido - 48 V	kwasowa lub inna, 48V	Окисленный свинец - 48 V	Lood-zuur - 48 V	Chumbo-ácido - 48 V
Length (mm)	Lunghezza (mm)	Longueur (mm)	Länge (mm)	Longitud (mm)	Długość (mm)	Длина (мм)	Lengte (mm)	Comprimento (mm)
Lifting height (m)	Altezza di sollevamento (m)	Hauteur de levage (m)	Hubhöhe (m)	Altura de elevación (m)	Wysokość podnoszenia (m)	Высота подъема (м)	Heffhoogte (m)	Altura de elevação (m)
Max. capacity (kg)	Massima portata (kg)	Capacité maximale (kg)	Maximale Tragkraft (kg)	Carga máxima (kg)	Maksymalny udźwieg (kg)	Максимальная грузоподъемность (кг)	Capacidade máxima (kg)	Capacidade máxima (kg)
Max. speed (km/h)	Velocità massima (km/h)	Vitesse maximale (km/h)	Höchstgeschwindigkeit (km/h)	Velocidad máxima (km/h)	Maksymalna prędkość (km/h)	Макс. скорость (км/ч)	Maximale snelheid (km/u)	Velocidade máxima (km/h)
Max. unloading height (mm)	Altezza massima scarico (mm)	Hauteur max. déchargement (mm)	Maximale Entladehöhe (mm)	Altura máxima descarga (mm)	Maksymalna wysokość opróżniania (mm)	Макс. высота выгрузки (мм)	Maximale storthoogte (mm)	Altura máxima de descarga (mm)
Nominal capacity	Capacità nominale	Capacité nominale	Nennkapazität	Capacidad nominal	Pojemność baterii	Номинальная емкость	Nominale capaciteit	Capacidade nominal
Number of speed	Numero di velocità	Nombre de vitesses	Anzahl der Geschwindigkeiten	Número de velocidades	Liczba prędkości	Количество скоростей	Aantal versnellingen	Número de velocidades
Operating weight (kg)	Massa totale a vuoto (kg)	Massa totale à vide (kg)	Gesamtleergewicht (kg)	Massa total en vacío (kg)	Masa całkowita na pusto (kg)	Общая снаряженная масса (кг)	Totaal gewicht leeg (kg)	Massa total em vazio (kg)
Petrol	Benzina	Essence	Benzin	Gasolina	Benzyna	Бензин	Benzine	Gasolina
Rear standard tyres	Pneumatici standard posteriori	Pneus standard arrière	Standard-Vorderreifen	Neumáticos estándar traseros	Oprony standardowe tylne	Стандартные задние шины	Standaard voorbanden	Pneus dianteiros de série
Recharge time (hours)	Tempo di ricarica (ore)	Temps de recharge (heures)	Nachladezeit (Stunden)	Tiempo de recarga (horas)	Czas ładowania (godziny)	Время зарядки (часы)	Opladtid (uren)	Tempo de recarga (horas)
ROPS (FOPS)	Cabina ROPS (FOPS)	Cabine ROPS (FOPS)	Kabine - ROPS (FOPS)	Cabina ROPS (FOPS)	Kabina - ROPS (FOPS)	Кабина ROPS (FOPS)	ROPS (FOPS) Cabine	Cabina ROPS (FOPS)
Standard tires	Pnaumatici standard	Pneus standard	Standardreifen	Neumáticos estándar	Oprony standardowe	Стандартные шины	Standaard banden	Pneus padrão
Tilting Cab	Cabina basculante	Cabine inclinable	Neigbare cabine	Cabina inclinable	Kabina przechyłana	Наклоняемая кабина	Kantelbare cabine	Cabine inclinada
Turret rotation	Rotazione torretta	Rotation de la tourelle	Oberwagendrehung	Rotación torreta	Obrót wieżyczki	Вращение башни	Rotatie bovenwagen	Rotação da torre
Water tank (l)	Serbatoio acqua (l)	Réservoir d'eau (l)	Wasserbehälter (l)	Depósito agua (l)	Zbiornik wody (l)	Бак воды (л)	Watertank (l)	Tanque de água (l)
Width (mm)	Larghezza (mm)	Largeur (mm)	Breite (mm)	Ancho (mm)	Szerokość (mm)	Ширина (мм)	Largura (mm)	Largura (mm)

LS: Load Sensing / FL: Flow Sharing / HF: High Flow. ● Standard. ○ Optional.

ELECTRIC TELEHANDLERS 	EW25.5-60	EW25.5-90
Maximum load capacity (kg)	2500	2500
Lift height (m)	4,8	4,8
Unladen weight (kg)	4950	4950
Front standard tyres	AS 504 10,0/75-15,3 18PR	AS 504 10,0/75-15,3 18PR
Rear standard tyres	AW702 10,0/75-15,3 18PR	AS 504 10,0/75-15,3 18PR
Width (mm)	1540	1540
Height (mm)	1975	1975
Length (mm)	3320	3320
Turning radius to the frame (mm)	2850	3250
Engine	2 x Electrical	3 x Electrical
Battery (type and V)	lead-acid - 48 V	lead-acid - 48 V
Nominal capacity	960 Ah	960 Ah
Engine power (kW/HP)	44/60	66/90
EPD	-	-
Maximum speed (km/h)	25	25
Traction	2WD, 3 traction modes	4WD, 3 traction modes
Autonomy (hours)	8h	8h
Recharge time (hours)	9h (220V)	9h (220V)
Hydraulic pump	LS + FS	LS + FS
Delivery / pressure (l / min-bar)	42 l/min (210 bar)	42 l/min (210 bar)
FOPS level I and ROPS	●	●

MEDIUM CAPACITY TELEHANDLERS 	TF35.7-140	TF35.7CS-140	TF33.9-140	TF33.9CS-140	TF42.7-145	TF42.7CS-145	TF42.7CS-145-CVTRONIC	TF38.10-145	TF38.10CS-145	TF38.10CS-145-CVTRONIC	TF42.7TT-145	TF42.7TTCS-145	TF42.7TTCS-145-CVTRONIC	TF38.10TT-145	TF38.10TTCS-145	TF38.10TTCS-145-CVTRONIC
Max. capacity (kg)	3500	3500	3300	3300	4200	4200	4200	3800	3800	3800	4200	4200	4200	3800	3800	3800
Lifting height (m)	6,6	6,6	8,6	8,6	7	7	7	9,5	9,5	9,5	7,2	7,2	7,2	9,7	9,7	9,7
Operating weight (kg)	6800	6950	7300	7450	8000	8000	8000	8300	8500	8500	8200	8200	8200	8500	8800	8800
Standard tires	400/70-24	400/70-24	400/70-24	400/70-24	400/70-24	400/70-24	400/70-24	400/70-24	400/70-24	400/70-24	400/70-24	400/70-24	400/70-24	400/70-24	400/70-24	400/70-24
Width (mm)	2250	2250	2250	2250	2310	2310	2310	2310	2310	2310	2310	2310	2310	2310	2310	2310
Height (mm)	2240	2300	2240	2300	2530	2530	2530	2530	2530	2530	2530	2530	2530	2530	2530	2530
Length (mm)	4310	4310	4330	4330	4730	4730	4730	4760	4760	4760	4730	4730	4730	4760	4760	4760
Boom side shift (mm)	-	-	-	-	-	-	-	-	-	-	+/- 150	+/- 150	+/- 150	+/- 180	+/- 180	+/- 180
Frame levelling (%)	-	-	-	-	-	-	-	-	-	-	+/- 8	+/- 8	+/- 8	+/- 8	+/- 8	+/- 8
Engine	Deutz TCD3.6	Deutz TCD3.6	Deutz TCD3.6	Deutz TCD3.6	Deutz TCD3.6	Deutz TCD3.6	Deutz TCD3.6	Deutz TCD3.6	Deutz TCD3.6	Deutz TCD3.6	Deutz TCD3.6	Deutz TCD3.6	Deutz TCD3.6	Deutz TCD3.6	Deutz TCD3.6	Deutz TCD3.6
Stage V	SCR+DPF+DOC	SCR+DPF+DOC	SCR+DPF+DOC	SCR+DPF+DOC	SCR+DPF+DOC	SCR+DPF+DOC	SCR+DPF+DOC	SCR+DPF+DOC	SCR+DPF+DOC	SCR+DPF+DOC	SCR+DPF+DOC	SCR+DPF+DOC	SCR+DPF+DOC	SCR+DPF+DOC	SCR+DPF+DOC	SCR+DPF+DOC
Displacement/Cylinders	3600/4	3600/4	3600/4	3600/4	3600/4	3600/4	3600/4	3600/4	3600/4	3600/4	3600/4	3600/4	3600/4	3600/4	3600/4	3600/4
Engine power (kW/HP)	100/136	100/136	100/136	100/136	105/143	105/143	105/143	105/143	105/143	105/143	105/143	105/143	105/143	105/143	105/143	105/143
EPD	●	●	●	●	●	●	●	●	●	●	●	●	●	●	●	●
Number of speed	2	2	2	2	2	2	CVTronic	2	2	2	2	2	2	2	2	CVTronic
Max. speed (km/h)	40	40	40	40	40	40	40	40	40	40	40	40	40	40	40	40
Hydraulic pump	LS+FS	LS+FS	LS+FS	LS+FS	LS+FS	LS+FS	LS+FS	LS+FS	LS+FS	LS+FS	LS+FS	LS+FS	LS+FS	LS+FS	LS+FS	LS+FS
Flow / pressure (l/min - bar)	125-210	125-210	125-210	125-210	150-250	150-250	150-250	150-250	150-250	150-250	150-250	150-250	150-250	150-250	150-250	150-250
ASCS	Light	Light	Light	Light	Light	Light	Light	Light	Light	Light	Light	Light	Light	Light	Light	Light
ROPS - FOPS level II	●	●	●	●	●	●	●	●	●	●	●	●	●	●	●	●
Cab suspension	-	●	-	●	-	-	●	-	●	-	●	●	●	-	●	●

COMPACT TELEHANDLERS 	P27.6PLUS	P27.6TOP	TF33.7-G	TF33.7-115	TF30.9-G	TF30.9-115
Max. capacity (kg)	2700	2700	3300	3300	3000	3000
Lifting height (m)	5,9	5,9	6,6	6,6	8,6	8,6
Operating weight (kg)	4850	4850	6400	6700	7100	7200
Standard tires	12-16.5	12-16.5	400/70-20	400/70-20	400/70-20	400/70-20
Width (mm)	1860	1860	2100	2100	2100	2100
Height (mm)	1960	1960	2120 (2020 L)	2120 (2020 L)	2120 (2020 L)	2120 (2020 L)
Length (mm)	3910	3910	4310	4310	4330	4330
Boom side shift (mm)	-	-	-	-	-	-
Frame levelling (%)	-	-	-	-	-	-
Engine	Kohler 2504 TCR	Kohler 2504 TCR	Kohler KDI 2504 TCR	Deutz TCD3.6	Kohler KDI 2504 TCR	Deutz TCD3.6
Stage V	DOC+DPF	DOC+DPF	DOC+DPF	SCR+DPF+DOC	DOC+DPF	SCR+DPF+DOC
Displacement/Cylinders	2500/4	2500/4	2500/4	3600/4	2500/4	3600/4
Engine power (kW/HP)	55,4/75,1	55,4/75,1	55,4/75,1	85/115	55,4/75,1	85/115
EPD	-	-	●	●	●	●
Number of speed	1	1	2	2	2	2
Max. speed (km/h)	40	40	40	40	40	40
Hydraulic pump	Gear	Gear	Gear	LS+FS	Gear	LS+FS
Flow / pressure (l/min - bar)	95-210	95-210	98-210	125-210	98-210	125-210
ASCS	-	-	-	Light	-	Light
ROPS - FOPS level II	●	●	●	●	●	●
Cab suspension	-	-	-	-	-	-

TRACTOR TELEHANDLERS 	MF34.7-140	MF34.7CS-140	MF34.7CS-140-CVTRONIC	MF34.9-140	MF34.9CS-140	MF34.9CS-CVTRONIC	MF44.7CS-170-CVT	MF44.9CS-170-CVT
Max. capacity (kg)	3400	3400	3400	3400	3400	3400	4400	4400
Lifting height (m)	6,85	6,85	6,85	8,86	8,86			